

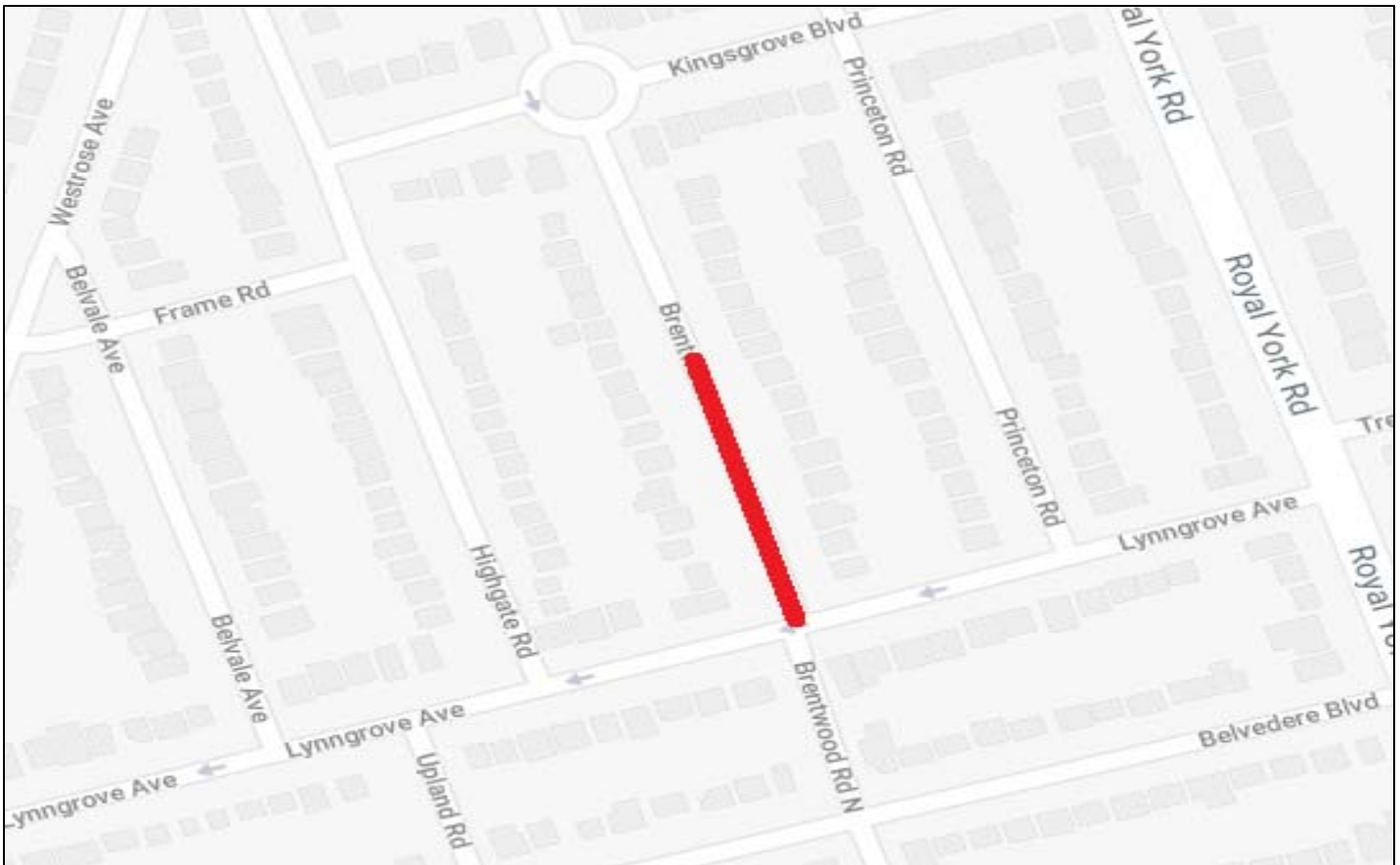
May 10, 2018

Trenchless Structural Lining of Sewer Main on Brentwood Road North from 127 Brentwood Road North to 112 Brentwood Road North

Contract: 17TW-OS-08CWD
Construction Window: May 22 – Oct. 5, 2018
Time on the Street: 4 - 7 Days

The City of Toronto will be structurally relining the sewer main in your area during the above noted construction window. This project is part of the Council-approved Capital Works Program to renew our aging infrastructure, reduce the risk of leaks, and ensure continued long-term reliable sewer service.

MAP OF WORK AREA



WORK DETAILS

Relining of the sewer main is completed in four (4) key phases as described below:

Phase 1 – Condition Assessment (1 Day)

- Inspecting the sewer with a closed circuit TV (CCTV) camera to verify condition.

Phase 2 – Cleaning and Preparation (1-3 Days)

- Flushing the sewer with high pressure water to remove any debris.
- Inspecting the sewer with a closed circuit TV (CCTV) camera to verify that it has been adequately cleaned.
- Obtaining sewer measurements for the purposes of manufacturing a custom structural liner for installation.

Phase 3 – Liner Installation (1-2 Days)

- Inserting a structural liner that will adhere to the existing pipe to form a new pipe wall. This is called a cured-in-place pipe.
 - **The City-hired contractor will provide you with a second notice 48 hours before this phase is scheduled to begin. This Notice will provide further information regarding sewer service disruptions.**

Phase 4 – Inspection (1 Day)


- Once the liner is cured, the sewer main will be inspected to ensure that there are no defects and that the sewer it is fully operational.

Of note:




- Access to the sewer is made through maintenance holes on the street; in most cases, excavation is not required. If the CCTV uncover the need for localized pipe repairs that require excavation, the area will be restored with sod and/or asphalt once construction is complete.

This public notice contains important facts regarding the rehabilitation of the sewer in your neighborhood. Please keep this public notice until the end of the construction window.

WHAT TO EXPECT DURING ACTIVE CONSTRUCTION

	<p>Weekday Hours: Work will take place from 7:00 a.m. to 7:00 p.m., Monday to Friday.</p> <p>Please note, with approval from the City of Toronto, the following work schedules may be required as needed:</p> <p>Weekend Hours: In an effort to minimize traffic disruption and congestion, work may take place on Saturday and Sunday, between 7:00 a.m. and 7:00 p.m.</p> <p>Overnight Work Hours: In an effort to minimize traffic disruption and congestion, work may take place from 7:00 p.m. to 6:00 a.m., Monday to Friday.</p> <p>Note: Work will not take place on statutory holidays.</p>
---	--

	<p>Service Disruptions: The contractor will need to temporarily seal/plug the private portion of your sewer pipe during Phase 3 of construction in order to install the liner. During this time, you will be asked to limit the amount of water you use in order to avoid a sewer back up. This includes avoiding activities such as laundry, using your dishwasher, having a shower or bath, and limiting the number of times that you flush your toilet.</p> <p>The service disruption may last 6 to 12 hours. The contractor will supply you with a notice 48 hours before construction begins that outlines when the disruption will start and the expected time of completion.</p>
	<p>Construction Noise: You may experience intermittent noise and vibration during construction (from vacuum trucks, power generators, air compressors, etc.). All work will comply with the City of Toronto's Noise Bylaw.</p> <p>Plumbing Fixtures: Some plumbing fixtures (toilets, etc.) may make gurgling noises during this time.</p>
	<p>Odour: You may experience short-term odours while the sewer is being lined during Phase 3 of construction.</p> <p>Drain pipes are designed to retain water after use to help create a barrier that prevents odour from entering your home (see illustration to the right).</p>  <p><u>IMPORTANT:</u> Once you receive the contractor's 48-hour notice that lining work will begin, it is recommended that you pour at least one litre of water down every drain (i.e. sinks, showers, bathtub, floor drains).</p> <p>Throughout the duration of lining work, additional water may need to be added to ensure this barrier is present.</p> <p>If any type of strong odour is present in your home due to a dry drain or private plumbing issues, please call the contact number noted on the contractor's 48-hour notice for immediate assistance. Alternatively, you may contact the Field Ambassador indicated at the bottom of this notice.</p>
	<p>Road and Sidewalk Access: In order to complete the work in a safe manner, there will be road and sidewalk restrictions within the construction work zone. Access for emergency vehicles will be maintained at all times.</p> <p>Driveway Access: Typically, driveway access will not be restricted. If temporary restrictions to your driveway are necessary, the contractor will notify you directly in advance of the work.</p>

	<p>Traffic Management: Efforts have been made to manage traffic in the area for the safety of workers, road users and residents. Road users may experience delays as a result of increased traffic on nearby main and side streets if temporary road closures or lane reductions in the work area are required to complete the work safely.</p>
	<p>Parking: Parking in the active work zone is not permitted due to space requirements for construction equipment and materials. If your parked vehicle affects the construction work, it will be re-located with no charge to the owner. If your vehicle is moved, please contact parking control for its location at 416-808-2222.</p> <p>You may park outside of the inspection work zone. City Parking Officers will be advised not to issue tickets for “Parking in Excess of 3 Hours” on affected streets. Tickets will be issued for all other violations, such as parking too close to a corner or fire hydrant and other restricted areas.</p>
	<p>Garbage & Recycling: Please follow your normal routine. If required, the contractor will move bins to an appropriate location and return them. <i>Please ensure that you label your bins with your address.</i></p>

NEED MORE INFORMATION?

If you have questions about the work, please contact us and quote **Contract 17TW-OS-08CWD**.

Field Ambassador	(647) 821-9813, fieldambassador@bv.com
TTY Hearing Impaired Service	(416) 338-0889 (7 Days a week, 8:00 a.m. – 5:00 p.m., closed holidays)
General inquiries	311

Thank you for your patience. Building a great city takes time. Better infrastructure for all of us is worth the wait.